



EPAY UUM USER MANUAL

Payment Guide



Table of Contents

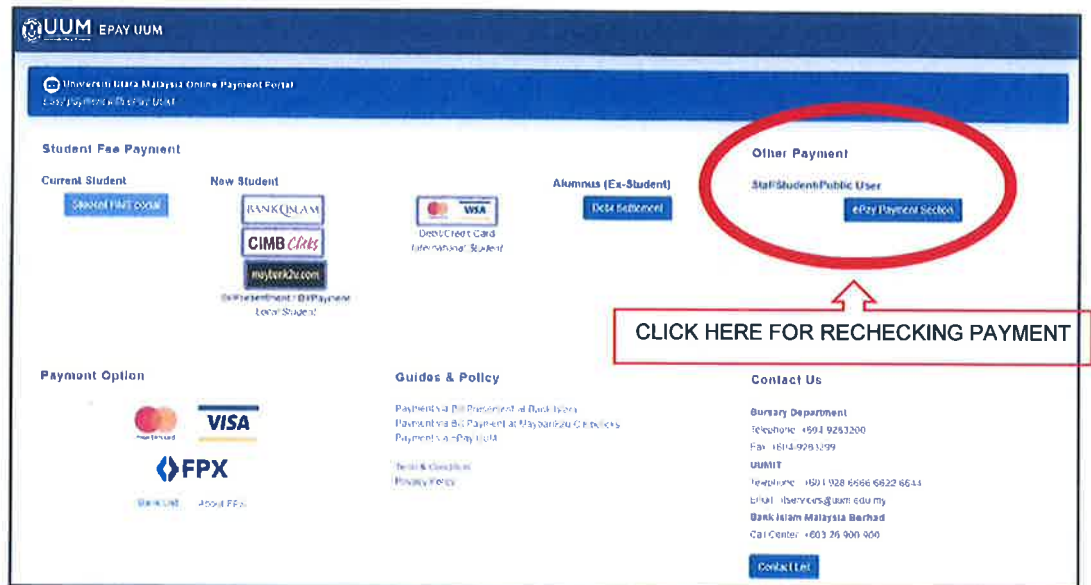
1.0 Overview	1
2.0 Main Page.....	1
2.1 Student Fee payment.....	1
2.2 Other Payment:	2
3.0 Payment Section.....	2
3.1 Payment Form	2
3.2 Payment method	5
3.2.1 FPX.....	5
3.2.2 Debit/Credit Card	7
4.0 Payment Status.....	9

1.0 Overview

ePay UUM is a payment gateway that allows customer to make real time online payments to UUM through FPX and debit/credit card facility.

2.0 Main Page

ePay main page:



2.1 Student Fee payment

a) Current student:

Click at **“Student FIMS Portal”**. Page will be redirect to Student Financial Portal.

b) New Student:

This section is for new non-registered student

i. Local Student

Click at **bank icon** to pay through Bill Presentment (Bank Islam) or Bill Payment (CIMB & Maybank)

ii. International Student

Click at **Visa/MasterCard icon** to pay through Credit/Debit Card.

c) Alumnus (Ex-Student)

This section for alumnus/ex-student.

Click at **“Debt Settlement”**, page will be redirect to Debt Settlement Section.

Search Invoice by Matric no. /IC no. /Passport No. and proceed to payment page.

2.2 Other Payment:

For other payment, click at **“ePay Payment Section”**.

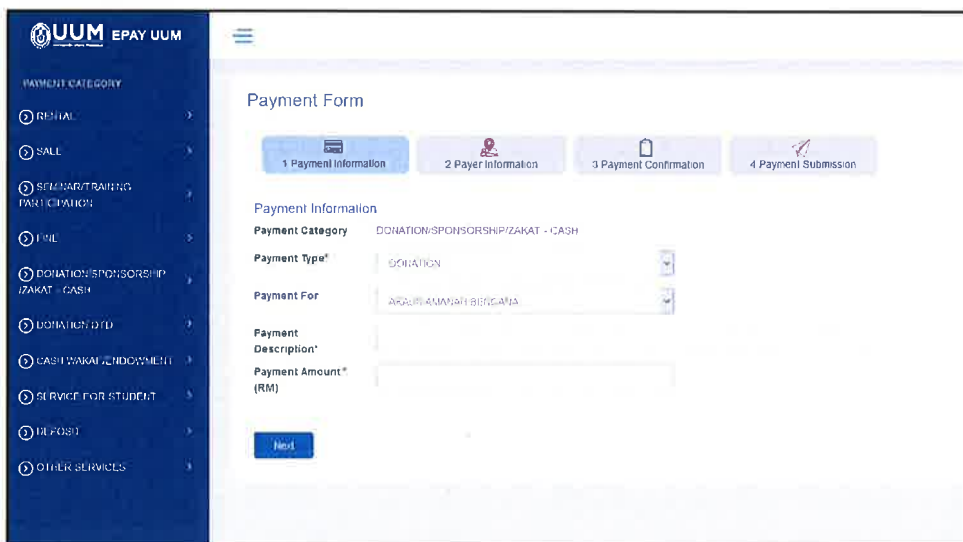
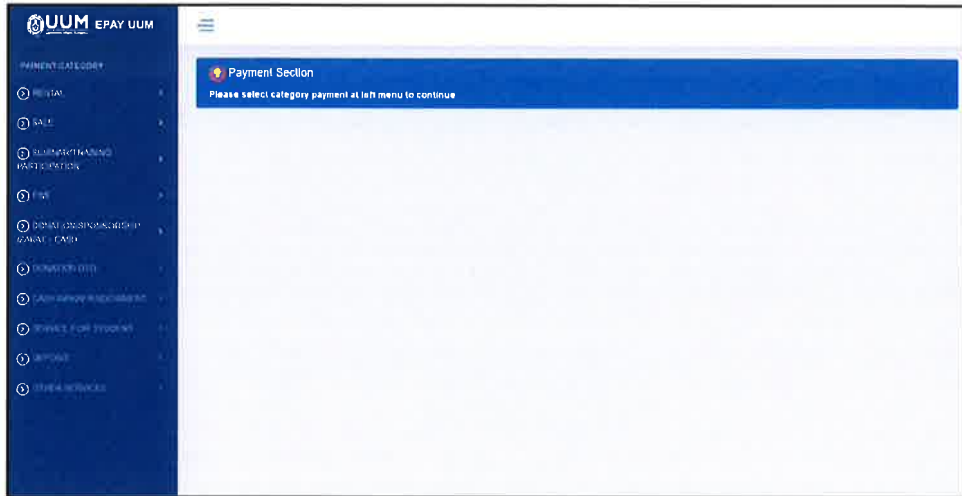
Page will be redirect to Payment Section page.

3.0 Payment Section

3.1 Payment Form

1) Select **Payment Category** at Left Bar.

Payment Form will be display at main section.



Pop-up blocker

Please disabled pop-up blocker for e-com UUM website to ensure transaction goes through successfully.

2) Fill in payment information and payee information details.

💡 Pay for other person/3rd party
 If this mode selected, information in this section be include in receipt.

Pay for other person/third party? Yes No

Other person/third party information

Third party Type*

Name* **IC/Passport No.**

IC/Passport No. **Phone Number**

Note: Information in this section will be include in receipt

Mailing Information

3) Please review information in Confirmation Tab

4) Select Payment Mode and fill in Generated Random Character (CAPTCHA) and click 'Submit'.

3.2 Payment method

Page will redirect base on payment method choose (FPX & Debit/Credit Card)

3.2.1 FPX

1. Please select Internet Banking option at drop list and click 'Proceed'.

Page will redirect to Internet Banking section.

Payment Details

Merchant Name	UNIVERSITI UTARA MALAYSIA
Reference No	2021013013514386211
Description	sumbangan
Amount	MYR 100.00

Payment Method

Internet Banking **FPX**

CIMB Clicks

Note: (Offline) - This option is not available either due to the banks non-operating hours or the service is temporarily not available

Enter E-Mail address here to receive transaction status (Optional)

By clicking on the "Proceed" button, you agree to [FPX's Terms & Conditions](#)

- Please disable your pop-up blocker. For more information, please [click here](#).
- Please do not click on internet's back button, refresh or close this page.
- Maximum Transaction of RM1 and Maximum Transaction is RM130,000.

Powered by CCRUM Payment Gateway v1.1 build 1.0129
Copyright 2011 CCRUMSD (Malaysia) All Rights Reserved.

Bank Online Status

If Bank status is offline mode, offline remark will be display beside bank name

Payment Method

Internet Banking **FPX**

Please Select The Bank

Please Select The Bank

Affin Bank available either due to the banks
 AGRO01
 Alliance Bank (Personal) receive transaction status
 AmBank
 Bank Islam
 Bank Muamalat " button, you agree to FP
 Bank Rakyat
 BSN
 CIMB Clicks p blocker. For more informati
user's back button, refresh or
M1 and Maximum Transaction

2. Login to your internet banking bank. Complete payment process & verification. After completion, page will be redirect to Payment Status page.

(example: payment through CIMB Clicks)

The image shows two overlapping screenshots of the CIMB Clicks internet banking interface.

Left Screenshot (Login Page):

- Navigation links: ATM Locator, Help, FAQ, Contact Us.
- Logo: CIMB Clicks
- Text: Please enter your login credentials
- Fields: ID/Username, Password
- Buttons: Cancel, Next
- Text: Forgot your User ID or Password?
- Alert Box:
 - ALERT**
 - Don't respond to suspicious emails and SMSes
 - Failed transactions from unknown senders. Contact us immediately at 03-6204 7788 if you are in doubt.
 - Or suspect your account has been compromised.
- Footer: Terms & Conditions, Privacy, Client Charter, © 2017 CIMB Bank Berhad (13491-9)

Right Screenshot (Payment Status Page):

- Text: Secured site. Logout
- Logo: CIMB Clicks FPX
- Text: Your account has been deducted | CIMB Reference No. 83331x22 | 17 MAY 2017, 09:05:19 AM
- Text: MALAYSIA
- Table:

Amount
MYR 1.53
Total
MYR 1.53
- Text: From Savings Account: K1 MAXXSA K10000
- Text: Important Note:
 1. This is not the final confirmation of your payment. Please check with your merchant for final confirmation.
 2. Please click on the "Continue with Transaction" button below and DO NOT close the browser until the page is displayed.
- Section: Transaction Authorisation Code (TAC)
 - Text: TAC on SMS
 - Text: Enter TAC number

3.2.2 Debit/Credit Card

1. Select Card type (Visa or master Card)

BANK ISLAM

Merchant name: Universiti Utara Malaysia

Select your preferred payment method

Pay securely using SSL+ by clicking on the card logo below:

©2005-2019 Mastercard

2. Fill in card information and click 'pay'.

BANK ISLAM

Merchant name: Universiti Utara Malaysia

Enter your card details

VISA: You have chosen VISA as your method of payment. Please enter your card details into the form below and click "pay" to complete your purchase.

Card Number :

Expiry Date : / month/year

Security Code : The 3 digits after the card number on the signature panel of your card.

Purchase Amount : MYR

Verified by **VISA**

3. Please complete verification process (if any).

Time remaining: 4 min. 58 sec.

Merchant Name : Universiti Utara Malaysia
Amount : MYR 1x00
Transaction Date : Wed May 1x2017
9:xx:02 GMT+0800

VISA No. : xxxx xxxx xxxx 5656
MSOS Code :

4. After completion, page will be redirect to Payment Status page.

BANK ISLAM

Merchant name: Universiti Utara Malaysia

Please wait while your payment is processed

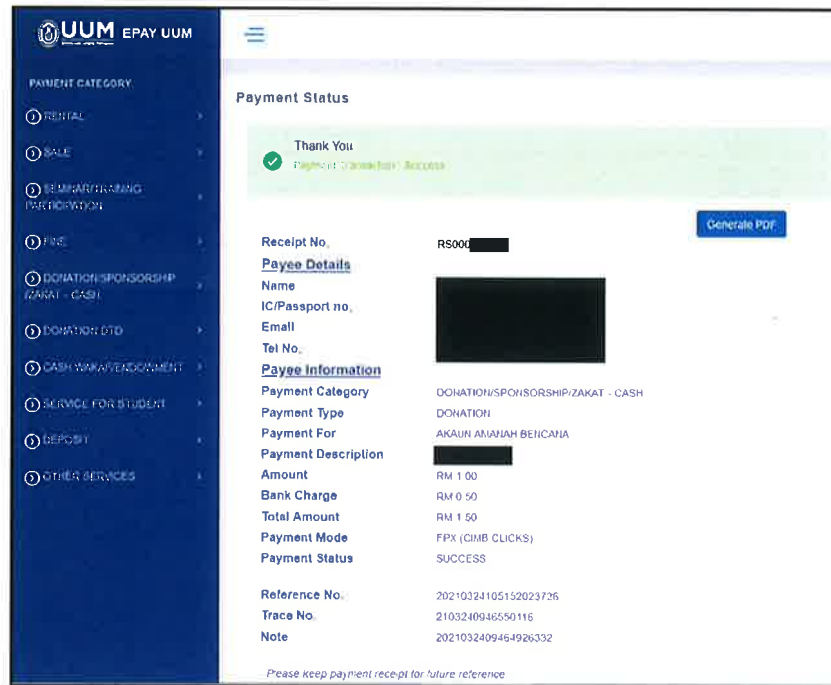
Please wait...

The server is processing your payment using VISA for the value of MYR RM10.00

© 2015-2016 MalleCard

4.0 Payment Status

1. After payment complete, page will be redirect to payment status page. This page will display payment information and payment status.



2. Click 'Generate PDF' to generate receipt in pdf format in new window/tab.



Payment Record
Please keep transaction record for future reference.